V1 20X50

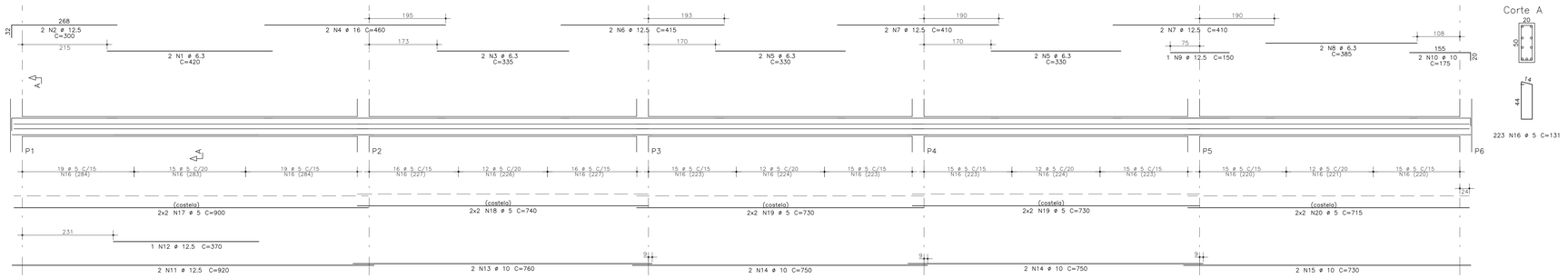

Corte A

V2=V7 15X40

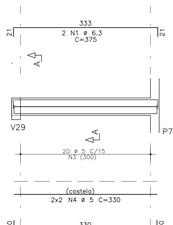

Corte A

V3 15X50

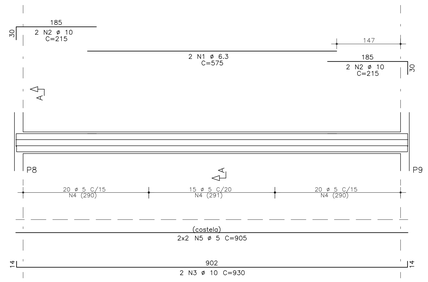

Corte A

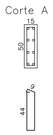

V4 15X50

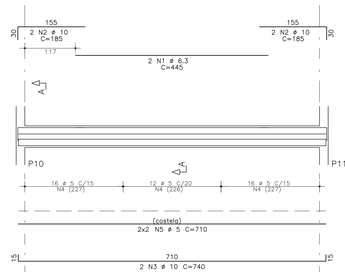

Corte A

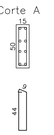

V5 15X50

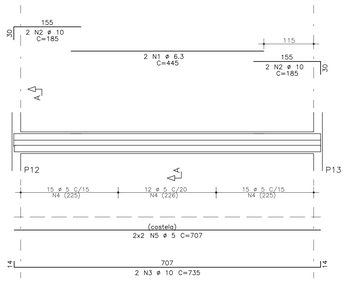

Corte A

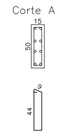

V8=V12=V14 15X50

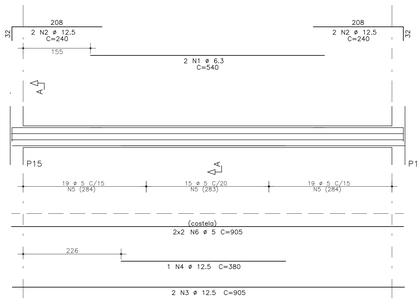

Corte A

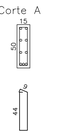

AÇO	POS	BIT mm	QUANT	COMPRIMENTO UNIT cm	COMPRIMENTO TOTAL cm
V1					
50A	1	6.3	2	420	840
50A	2	12.5	2	300	600
50A	3	6.3	2	335	670
50A	4	16	2	460	920
50A	5	6.3	4	330	1320
50A	6	12.5	2	415	830
50A	7	12.5	4	410	1640
50A	8	6.3	2	385	770
50A	9	12.5	1	150	150
50A	10	10	2	175	350
50A	11	12.5	2	920	1840
50A	12	12.5	1	370	370
50A	13	10	2	760	1520
50A	14	10	4	750	3000
50A	15	10	2	730	1460
60B	16	5	223	131	29213
60B	17	5	4	900	3600
60B	18	5	4	740	2960
60B	19	5	8	730	5840
60B	20	5	4	715	2860
V2=V7 (X2)					
50A	1	6.3	4	375	1500
50A	2	10	4	370	1480
60B	3	5	40	101	4040
60B	4	5	8	330	2640
V3					
50A	1	6.3	2	575	1150
50A	2	10	4	215	860
50A	3	10	2	930	1860
60B	4	5	55	121	6655
60B	5	5	4	905	3620
V4					
50A	1	6.3	2	445	890
50A	2	10	4	185	740
50A	3	10	2	740	1480
60B	4	5	44	121	5324
60B	5	5	4	710	2840
V5					
50A	1	6.3	2	445	890
50A	2	10	4	185	740
50A	3	10	2	735	1470
60B	4	5	42	121	5082
60B	5	5	4	707	2828
V6					
50A	1	6.3	2	555	1110
50A	2	10	4	160	640
50A	3	6.3	2	275	550
50A	4	12.5	2	575	1150
50A	5	12.5	2	250	500
50A	6	6.3	2	470	940
50A	7	12.5	2	300	600
50A	8	12.5	2	955	1910
50A	9	12.5	1	445	445
50A	10	10	2	765	1530
50A	11	12.5	2	770	1540
60B	12	5	143	121	17303
60B	13	5	4	908	3632
60B	14	5	4	725	2900
60B	15	5	4	717	2868
V8=V12=V14 (X3)					
50A	1	6.3	6	540	3240
50A	2	12.5	12	240	2880
50A	3	12.5	6	905	5430
50A	4	12.5	3	380	1140
60B	5	5	159	121	19239
60B	6	5	12	905	10860
V9=V11 (X2)					
50A	1	6.3	4	400	1600
50A	2	12.5	8	200	1600
50A	3	12.5	8	335	2680
50A	4	12.5	4	485	1940
60B	5	5	60	121	7260
60B	6	5	26	311	8086
60B	7	5	8	666	5328
60B	8	5	32	175	5600
V10					
50A	1	6.3	4	320	1280
50A	2	12.5	4	245	980
50A	3	12.5	2	420	840
50A	4	10	4	715	2860
60B	5	5	82	131	10742
60B	6	5	4	701	2804
60B	7	5	4	699	2796
V13					
50A	1	6.3	2	300	600
50A	2	10	4	225	900
50A	3	10	2	665	1330
60B	4	5	39	121	4719
60B	5	5	4	660	2640
V15					
50A	1	6.3	4	185	740
50A	2	10	2	165	330
50A	3	12.5	2	335	670
50A	4	10	2	160	320
50A	5	10	2	905	1810
60B	6	5	55	121	6655
60B	7	5	4	432	1728
60B	8	5	4	474	1896
V16					
50A	1	8	2	1200	2400
50A	2	16	6	500	3000
50A	3	16	4	500	2000
50A	4	16	1	1200	3600
60B	5	5	122	231	28182
50A	6	8	16	1000	16000

RESUMO DE AÇO			
AÇO	BIT mm	COMPR m	PESO kgf
60B	5	2227	343
50A	6.3	181	44
50A	8	184	73
50A	10	247	152
50A	12.5	297	286
50A	16	95	150
Peso Total	60B =		343 kgf
Peso Total	50A =		706 kgf

V6 15X50

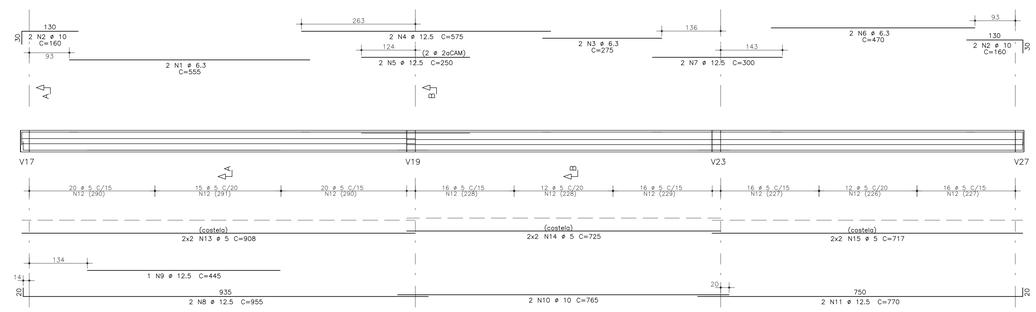

Corte A

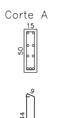

Corte B

V9=V11

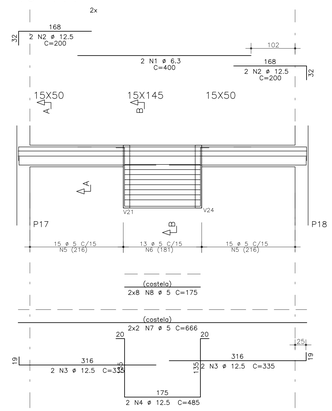

Corte A

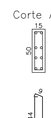

Corte B

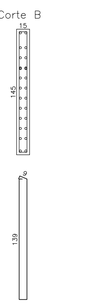

V15 15X50

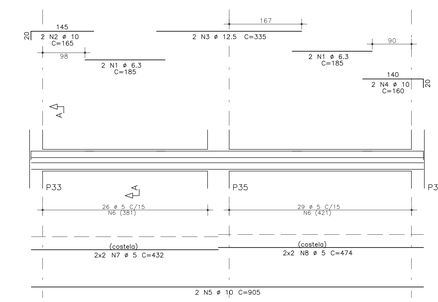

Corte A

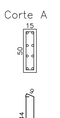

Fck:	≥ 30,6MPa
Ec:	≥ 30,7GPa
Cobrimentos	
LAJES	- 2,5cm
VIGAS	- 3,0cm
PILARES	- 3,0cm
FUNDAÇÕES	- 4,5cm
Faixa de Agressividade Ambiental:	MODERADA

V10 20X50

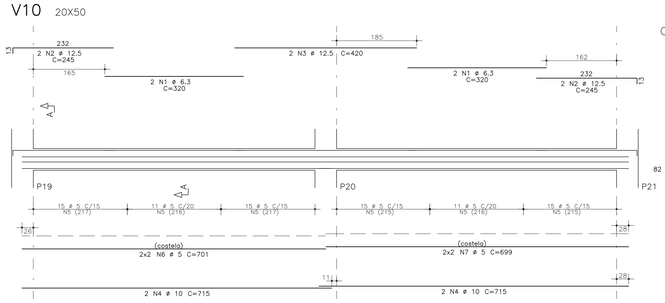

Corte A

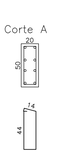

V13 15X50

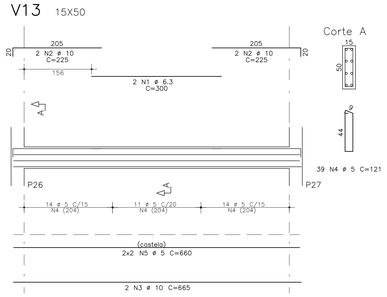

Corte A

V16 20X100

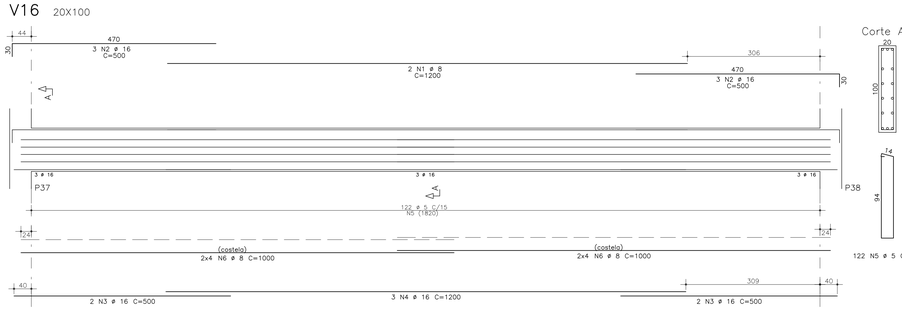

Corte A

01	REVISÃO GERAL DO PROJETO	JC	01/02/2024
00	EMISSÃO INICIAL	KN	20/06/2023
REVISÃO	ASSUNTO	DESENHO	DATA

PAGO

APROVO

PROPRIETÁRIO

PROJETO

PROJETO

CONSTRUÇÃO

CONSELHO PROFISSIONAL

SOP-CE
SUPERINTENDÊNCIA DE OBRAS PÚBLICAS

GOVERNO DO ESTADO DO CEARÁ
Secretaria das Cidades

SECRETARIA DAS CIDADES
SOP - SUPERINTENDÊNCIA DE OBRAS PÚBLICAS

PROJETO: **ESCOLA DE ENSINO MÉDIO PADRÃO - TIPO II**
PROJETO PADRÃO

INTERESSADO: SEDUC - SECRETARIA DE EDUCAÇÃO
AREA TÉCNICA: ESTRUTURA DE CONCRETO ARMADO
ENDEREÇO: RSDO S/N
ETAPA: EXECUTIVO
MUNICÍPIO: CEARÁ
CONTEÚDO: ARM. VIGAS CINTAS - V1 a V20
ESCALA: 1:50

AUTOR: JM CREA:
TELEFONE: EMAIL:
AUTOR: CREA:
TELEFONE: EMAIL:

RESERVA DE PROPRIEDADE INTELECTUAL

A PROPRIEDADE INTELECTUAL DO PRESENTE PROJETO É RESERVADA AO SEUS AUTORES, DE ACORDO COM A LEI FEDERAL Nº 9.610/98. OS DADOS TÉCNICOS CONTIDOS NESTE PROJETO, ELEMENTOS, QUE NÃO FORAM DE DETERMINADOS, SERÃO CONSIDERADOS COMO ARBITRAÇÃO ILÍCITA E SERÃO APLICADAS AS LEIS QUE DEFENDEM DITOS DIREITOS A TODOS OS EFEITOS

DESENHO: JC
DATA: 01/02/2024
REVISÃO: 01
ARQUIVO: 01 EEEM TIPO2 R1 01-02-2024.dwg

PRANCHA: 06 30